



MARINE GRADE
STAINLESS STEEL
CHANNELS

Custom Channel Quote Request & Order Form

PROJECT/CUSTOMER

MERCHANT

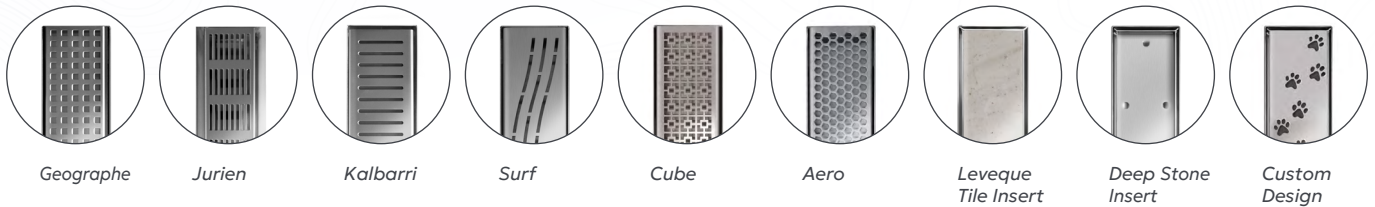
ORDER NUMBER

CONTACT NAME

CONTACT EMAIL

CONTACT PHONE

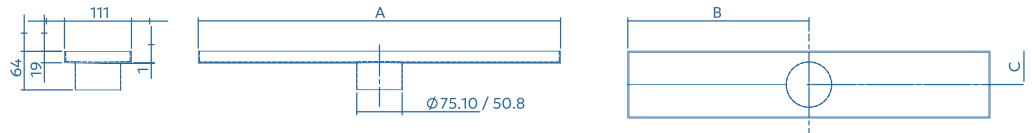
STEP 1: CHOOSE YOUR DESIGN



STEP 2: PICK A SIZE

These are finished tile surface wall to wall measurements.

Please note: Leveque channel depth is 21.5mm. Deep Reef Stone insert depth is 31mm.



REQUIRED MEASUREMENTS (mm)

A

B

C

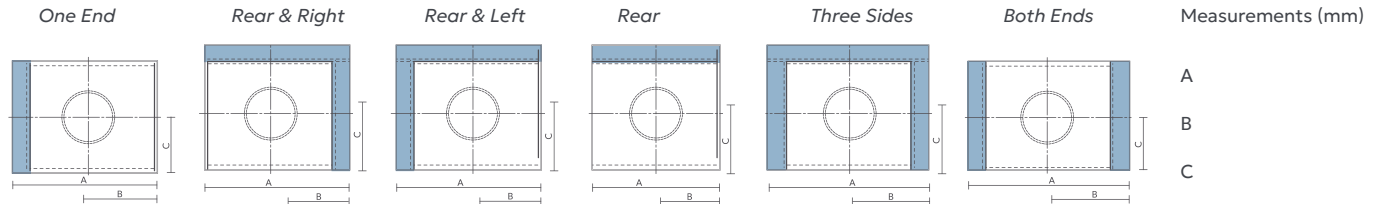
STEP 3: CHOOSE YOUR OUTLET

75.1mm standard (suit 80DWV)

50.8mm (suit 50DWV)

STEP 4: WATERPROOFING

Please indicate which sides of your channel are against walls, as these will require tile up-stands for waterproofing. These are wall to wall measurements prior to tiling.



STEP 5: SELECT A FINISH

Stainless Steel	Chrome	Brushed Chrome	Matte Black	Brushed Nickel	Gold	Brushed Gold	Copper	Antique Copper	Custom Finish
Grate	Grate	Grate	Grate	Grate	Grate	Grate	Grate	Grate	Grate
Base Tray	Base Tray	Base Tray	Base Tray	Base Tray	Base Tray	Base Tray	Base Tray	Base Tray	Base Tray

ANYTHING ELSE WE SHOULD KNOW?

Please note that once Pride Industries receives this signed form along with a purchase order for your custom-made Reef Stainless Steel Channel, the order is final and cannot be canceled or returned for credit. Essentially, the product is yours to keep, so it's crucial to ensure that all details are accurate. Please have the end user or installer double-check everything.

I understand and agree to the above conditions of purchase.

SIGNED

DATE



138 Hasler Road,
Osborne Park, WA 6017
Phone: (08) 9272 6511

sales@prideindustries.com.au | reefchannel.com.au